

MULTIWASH™ PRO

A range of scrubber dryers that are simple to use, cost-effective and provide exceptional cleaning results after just one pass.




SIMPLE

Easy to use, manoeuvre and maintain



POWERFUL

Counter-rotating cylindrical brushes scrub and lift dirt, giving a more hygienic and deeper clean



EFFICIENT

Wash, scrub and dry in just one pass, leaving floors ready to walk on in seconds



ACCESSORIES

7 litre solution tank for greater productivity



Trolley allows for easy transportation



Side brush allows you to clean right up to the edge




PRODUCTIVE

Giving a quicker and more effective clean than traditional cleaning methods, saving you time and money



VERSATILE
Effective on all floors with brushes available for carpets, hard floors, escalators and entrance matting



EDUCATION



HEALTHCARE



HIRE



LEISURE



RETAIL



VETERINARY



Model
Product Code



Multiwash™ PRO 240
MWPRO240

Multiwash™ PRO 340
MWPRO340

Multiwash™ PRO 440
MWPRO440

SPECIFICATIONS

Voltage AC (~) / Frequency	V/Hz	230 / 50	230 / 50	230 / 50
Motor power	W	750	950	1150
Brush width	cm	24	34	44
Brush speed	rpm	650	650	650
Brush pressure	g/cm ²	220	190	170
Productivity Rate	m ² /h	250	350	450
Sound pressure level	dB(A)	69	69	71
Solution tank capacity	l	4	4	4
Recovery tank capacity	l	2	3	4
Dimensions (L x W x H)	cm	39 x 35 x 111	39 x 45 x 111	39 x 55 x 111
Weight	kg	21.5	26.5	31
Cable length	m	12	12	12

STANDARD ACCESSORIES

Standard brush - black (pack of 2)	90-0727-0000	90-0728-0000	90-0729-0000
------------------------------------	--------------	--------------	--------------

OPTIONAL ACCESSORIES

Soft brush - grey (pack of 2)	90-0730-0000	90-0731-0000	90-0732-0000
Hard brush - blue (pack of 2)	90-0733-0000	90-0734-0000	90-0735-0000
Escalator brush - blue (pack of 2)	90-1019-0000	90-1020-0000	90-1021-0000
Standard side brush - black (1 required)	90-0722-0000	90-0723-0000	90-0724-0000
Soft side brush - grey (1 required)	90-0842-0000	90-0845-0000	90-0848-0000
Hard side brush - blue (1 required)	90-0843-0000	90-0846-0000	90-0849-0000
Trolley	05-4781-0000	05-4781-0000	05-4781-0000
7 litre tank	90-0826-0000	90-0826-0000	90-0826-0000



STANDARD BRUSH



SOFT BRUSH



HARD BRUSH



ESCALATOR BRUSH



SIDE BRUSH



TROLLEY

FLOOR TYPES



CARPETS




ENTRANCE MATTING



ESCALATORS



HARD FLOORS



NON-SLIP SAFETY FLOORS



STUDED RUBBER



TILES